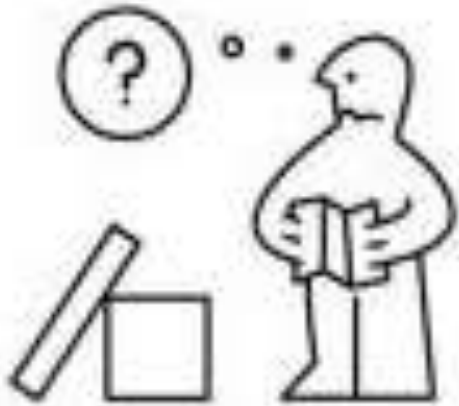


# Engineering synthetic gene networks

the  way



Tom Ellis  
Sept 2009

# What is Synthetic Biology?

a new area of biological research that combines **science** and **engineering** in order to **design and build** ("synthesize") novel biological functions and systems

source: wikipedia

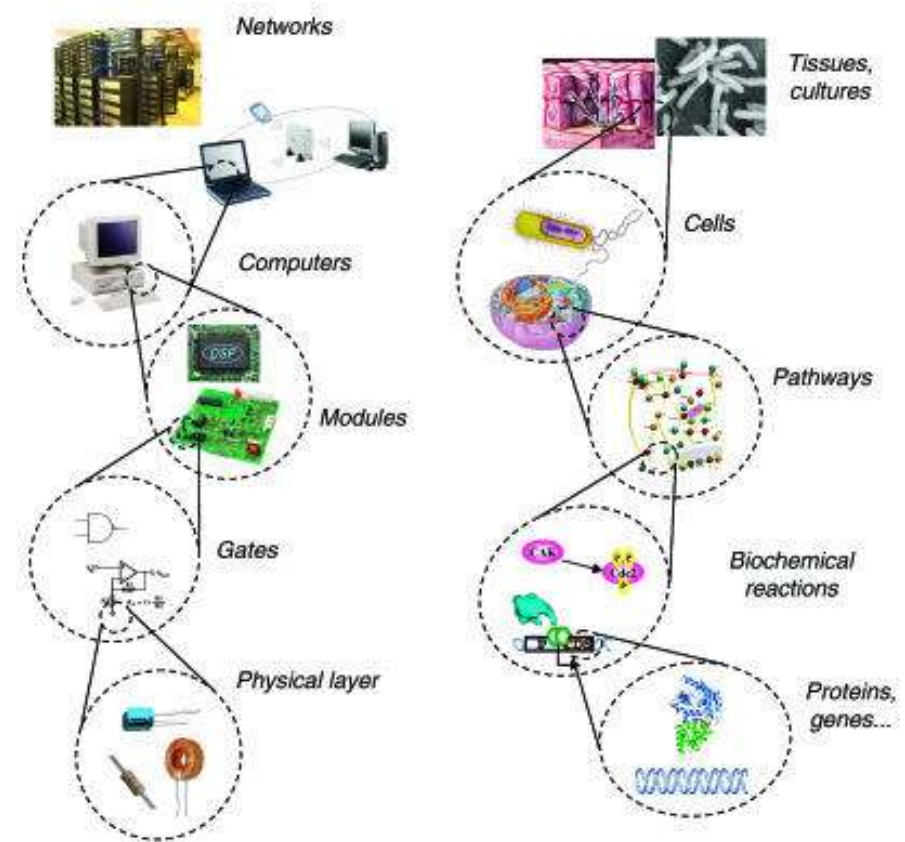
Constructing novel gene networks

Investigating biology by building  
and modeling equivalent systems

Synthesizing entirely new biomolecules

Rewriting genomes

Building new life



Andrianantoandro E et al, 2006

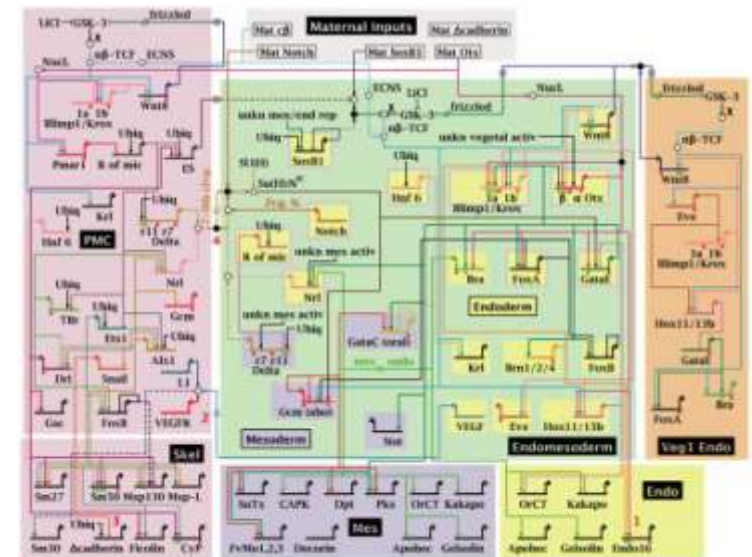
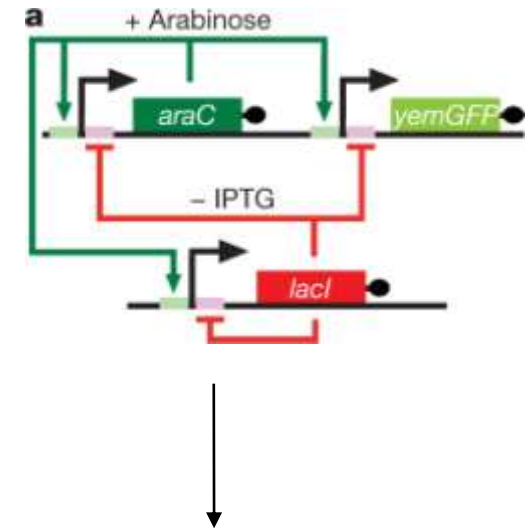
# The challenge of building gene networks

## Andrianantoandro et al, 2006

“...design of synthetic biological systems has become an **iterative** process of modeling, construction, and experimental testing that continues until a system achieves the desired behavior.

The process begins with the abstract design of devices, modules, or organisms, and is often guided by mathematical models. The synthetic biologist then tests the newly constructed systems experimentally. However, such initial attempts rarely yield fully functional implementations because of incomplete biological information.

Rational redesign based on mathematical models improves system behavior in such situations. Directed evolution is a complimentary approach, which can yield novel and unexpected beneficial changes to the system. These retooled systems are once again tested experimentally and **the process is repeated** as needed.”

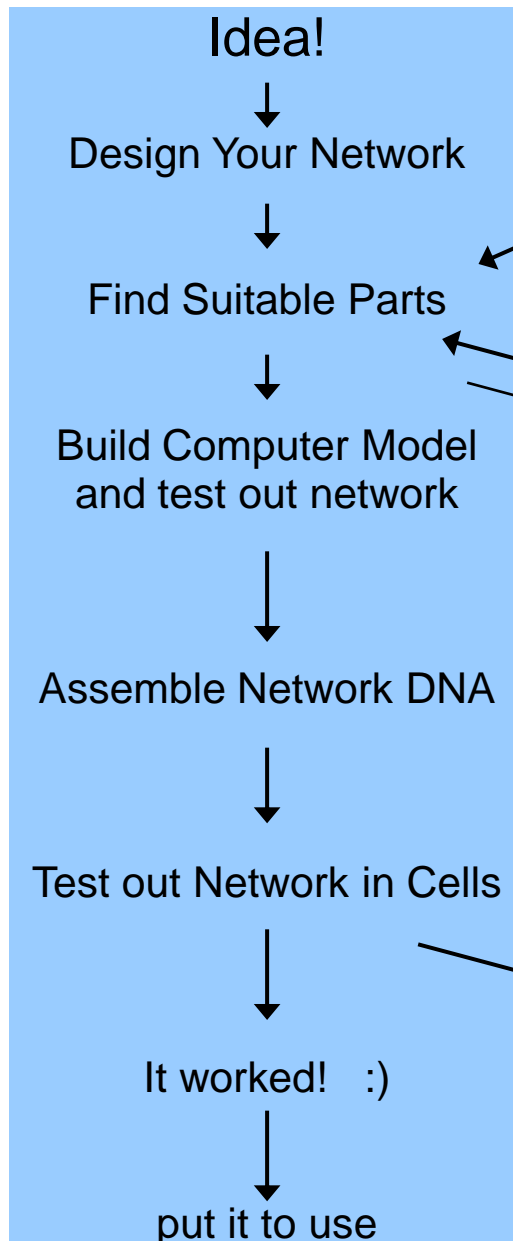


Abbreviations: Mat = maternal; act = activator; rep = repressor;  
unk = unknown; Nuc1 = nuclear/cytoplasmic  $\beta$ -casein source;  
mb-TCF = nuclear/cytoplasmic  $\beta$ -casein-TGF $\beta$ ; ES = early signal;  
ECM = early cytoplasmic nuclear/cytoplasmic receptor; Env. M = negative feedback

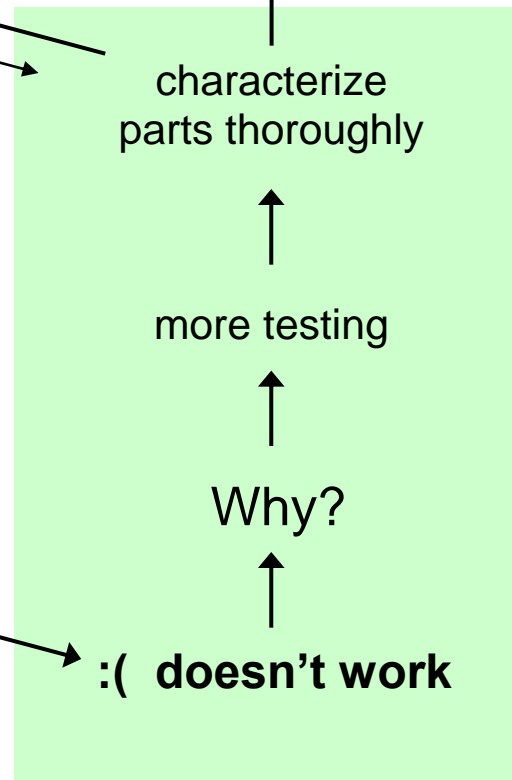
idea – x hours  
model – x weeks  
network – x years

Weiss R, 2006

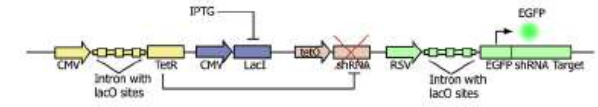
# The gene network engineering cycle



ID	Name	Description	Properties
0001_0001	lac operon	lac operon	lac operon
0001_0002	lac operon	lac operon	lac operon
0001_0003	lac operon	lac operon	lac operon
0001_0004	lac operon	lac operon	lac operon
0001_0005	lac operon	lac operon	lac operon
0001_0006	lac operon	lac operon	lac operon
0001_0007	lac operon	lac operon	lac operon
0001_0008	lac operon	lac operon	lac operon
0001_0009	lac operon	lac operon	lac operon
0001_0010	lac operon	lac operon	lac operon
0001_0011	lac operon	lac operon	lac operon
0001_0012	lac operon	lac operon	lac operon
0001_0013	lac operon	lac operon	lac operon
0001_0014	lac operon	lac operon	lac operon
0001_0015	lac operon	lac operon	lac operon
0001_0016	lac operon	lac operon	lac operon
0001_0017	lac operon	lac operon	lac operon
0001_0018	lac operon	lac operon	lac operon
0001_0019	lac operon	lac operon	lac operon
0001_0020	lac operon	lac operon	lac operon



debugging



Tweak  
Re-design  
Retrofit



# Shortening the gene network engineering cycle

## Better parts → Better Models

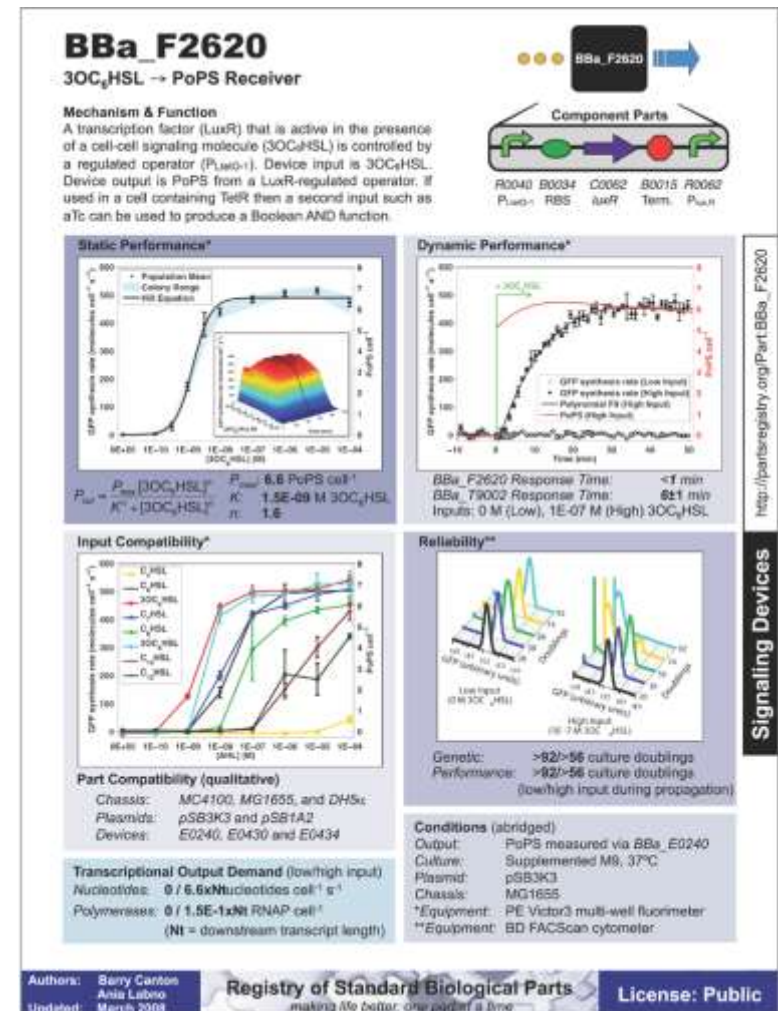
on-going concern in Syn Bio  
standardisation  
impact on host cell  
compatibility

## Directed Evolution

use diversity to cheat the cycle  
requires selective pressures  
not always straightforward  
not rational design

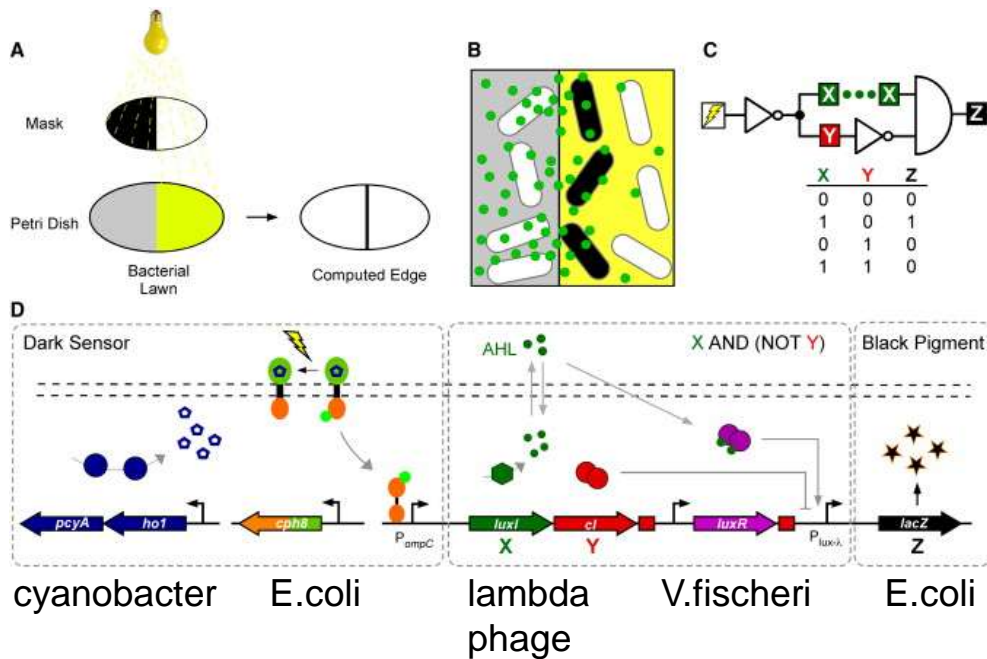
## More parts, more versions of each part

square peg/round hole  
to optimize networks, need optimum parts  
tweak before failure






# We're playing with bricks we've found – 'MacGyver'



Name	Description	Promoter Sequence
BBa_i1051	Lux cassette right promoter	...tggtatagtcgaatacctcggcggtgata
BBa_i12001	Promoter (PRM+)	...gatttaacgtatcagcacaacaaagaaac
BBa_i12006	Modified lambda P <sub>rm</sub> promoter (repressed by 434 cl)	...attacaacattctgtatagatttaacgt
BBa_i12036	Modified lambda P <sub>rm</sub> promoter (cooperative repression by 434 cl)	...ttctgtatagatttaacattgtatctgt
BBa_i12040	Modified lambda P <sub>rm</sub> promoter: -10 region from P(L) and cooperatively repressed by 434 cl	...ttctgtatagatttaacattgtatctgt
BBa_i12212	TetR - TetR-4C heterodimer promoter (negative)	...actctgtcaatgatagagtggaacaaaa
BBa_i14015	P(Lac) TetO	...tttggtacactcctatcagtgatagaga
BBa_i14016	P(Lac) C/O	...cttttggtacactcctcctcggcggtgata
BBa_i14032	promoter P(Lac) IQ	...aaacattcgcggtatgcatgatagcgc
BBa_i714889	ORZ1 of PR and PRM	...tatttaccctcggcggtgataatggttc
BBa_i714924	RecA_DlexO_DLacO1	...gctctggtcaggaagagcgtgtaaacgta
BBa_i715003	hybrid pLac with UV5 mutation	...tttggtacggtatcaataatgttgagcaca
BBa_i718018	dapAp promoter	...catgagacactgttgacacagagaggg
BBa_i731004	FecA promoter	...ttctgttcgactatagctgaacacaca
BBa_i732200	NOT Gate Promoter Family Member (D00101wt1)	...gaattgtgagcggataacaaatggatcgg
BBa_i732201	NOT Gate Promoter Family Member (D001011)	...ggaattgtgagcgtcacaatggatcgg
BBa_i732202	NOT Gate Promoter Family Member (D001022)	...ggaattgtgagcgtcacaatggatcgg
BBa_i732203	NOT Gate Promoter Family Member (D001033)	...ggaattgtgagcgtcacaatggatcgg



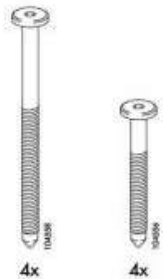
## Toy models



## Real world



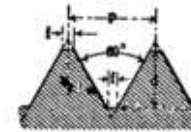
# More parts, more versions of each part



## INTERNATIONAL STANDARD THREADS

21

TABLE OF INTERNATIONAL STANDARD SCREW THREADS  
DIMENSIONS IN MILLIMETERS



$$\begin{cases} p = \text{Pitch} \\ d = \text{Depth} = p \times 0.6495 \\ f = \text{Flat} = \frac{p}{8} \end{cases}$$

Diam. of Screw	Pitch	Diam. of Screw	Pitch	Diam. of Screw	Pitch	Diam. of Screw	Pitch
6	1.00	18	2.50	39	4.00	68	6.00
7	1.00	20	2.50	42	4.50	72	6.50
8	1.25	22	2.50	45	4.50	76	6.50
9	1.25	24	3.00	48	5.00	80	7.00
10	1.50	27	3.00	52	5.00	88	7.50
11	1.50	30	3.50	56	5.50	96	8.00
12	1.75	33	3.50	60	5.50	116	9.00
14	2.00	36	4.00	64	6.00	136	10.00
16	2.00						

The "International Standard" is the same, with modifications noted, as that now in general use in France.

## INTERNATIONAL STANDARD THREADS

At the "Congress International pour L'Unification des Filetages," held in Zurich, October 24, 1898, the following resolutions were adopted:

The Congress has undertaken the task of unifying the threads of machine screws. It recommends to all those who wish to adopt the metric system of threads to make use of the proposed system. This system is the one which has been established by the "Society for the Encouragement of National Industries," with the following modification adopted by this Congress.

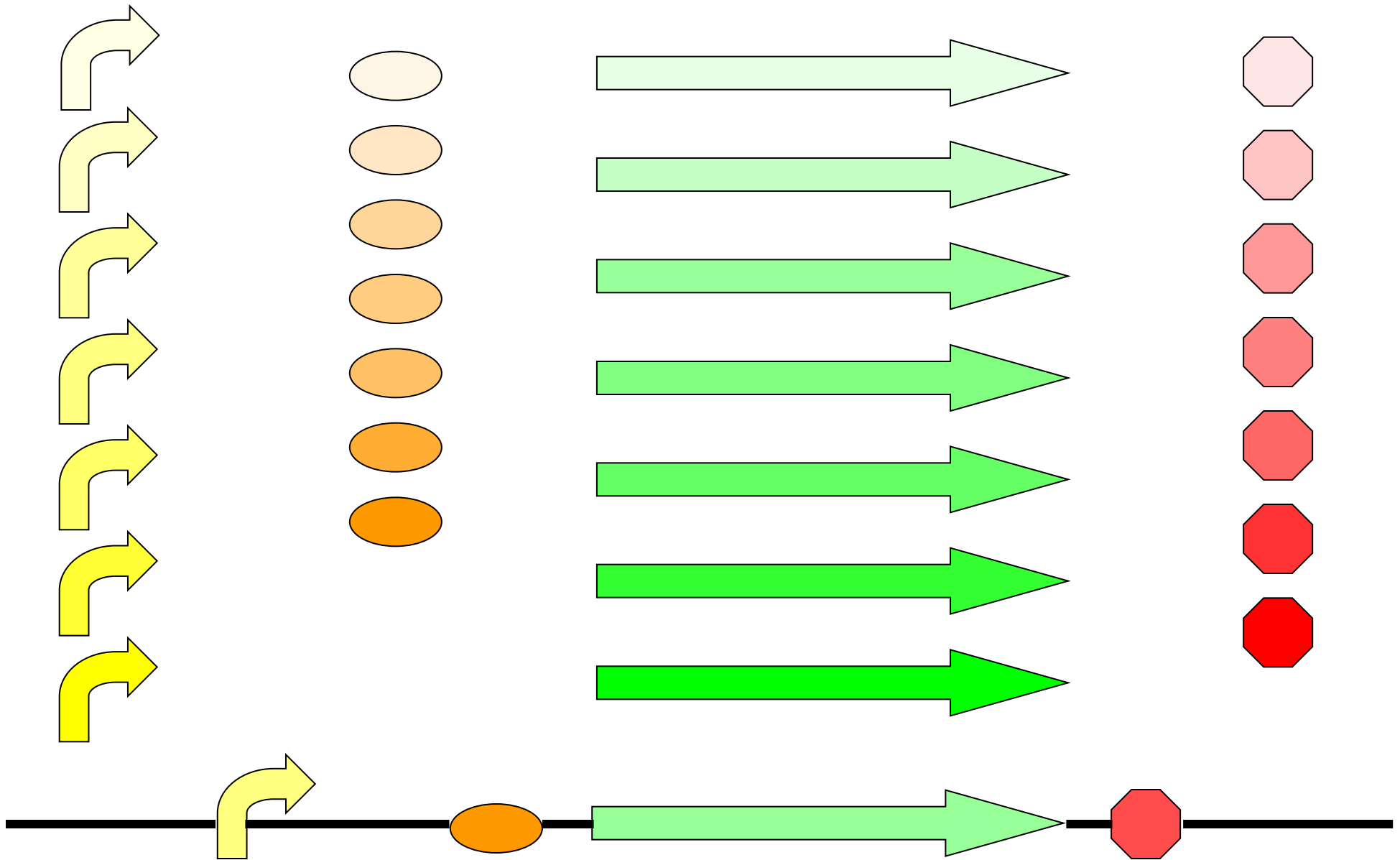
1. The clearance at the bottom of thread shall not exceed  $\frac{1}{8}$  part of the height of the original triangle. The shape of the bottom of the thread resulting from said clearance is left to the judgment of the manufacturers. However, the Congress recommends rounded profile for said bottom.

3. The table for Standard Diameters accepted is the one which has been proposed by the Swiss Committee of Action. (This table is given above.) It is to be noticed especially that 1.25 mm. pitch is adopted for 8 mm. diameter, and 1.75 mm. pitch for 12 mm. diameter. The pitches of sizes between standard diameters indicated in the table are to be the same as for the next smaller standard diameter.

**Screws – standard threading but different length, width, input**



# More parts, more versions of each part

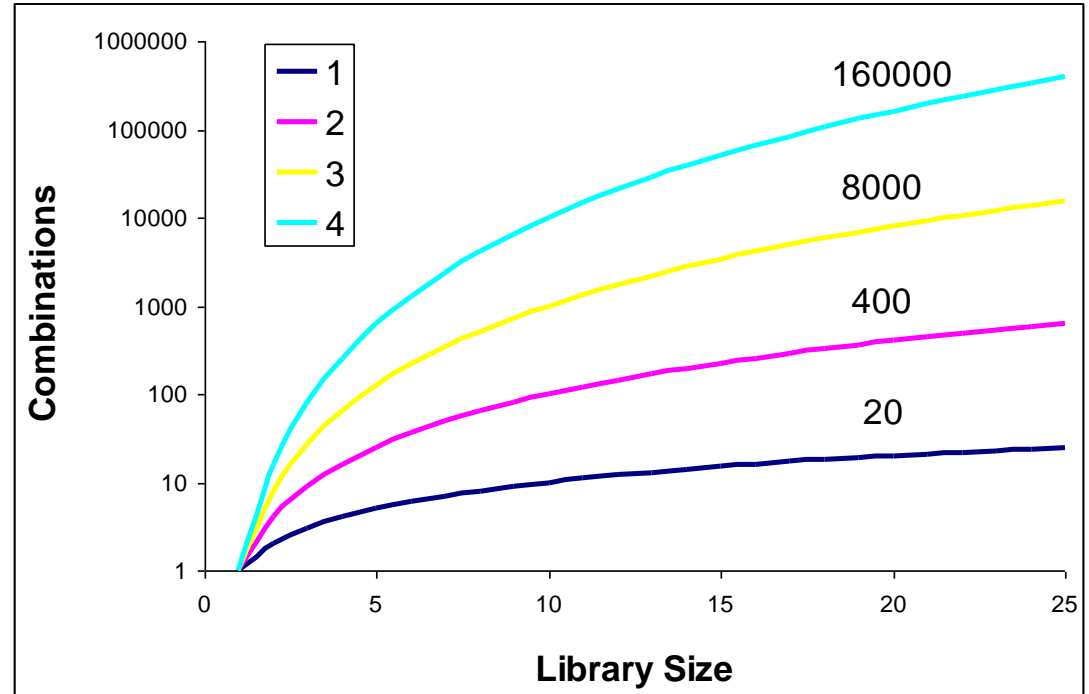
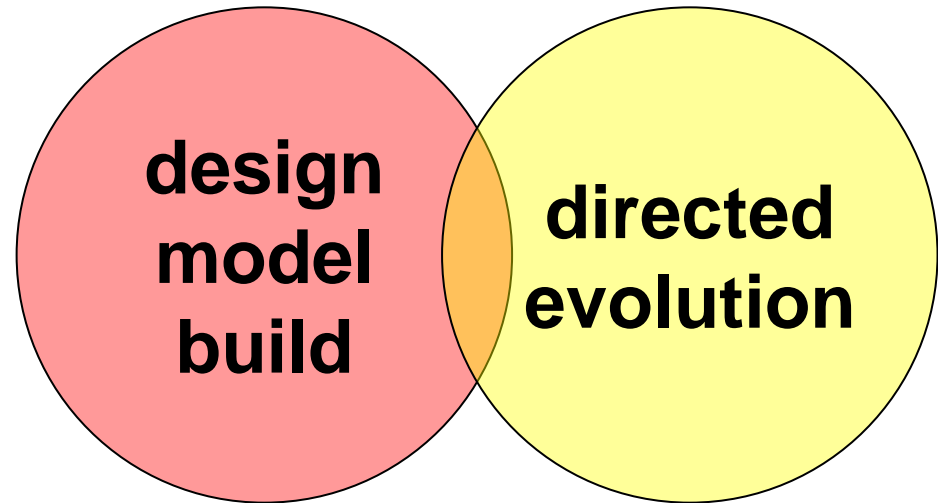
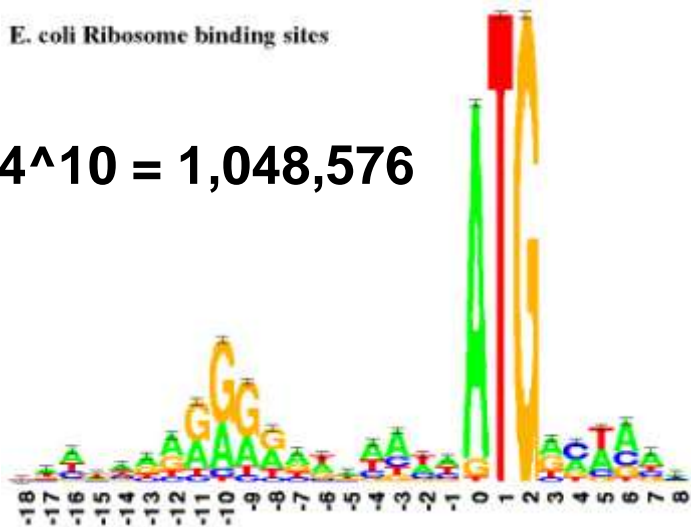


$$7^4 = 2401$$

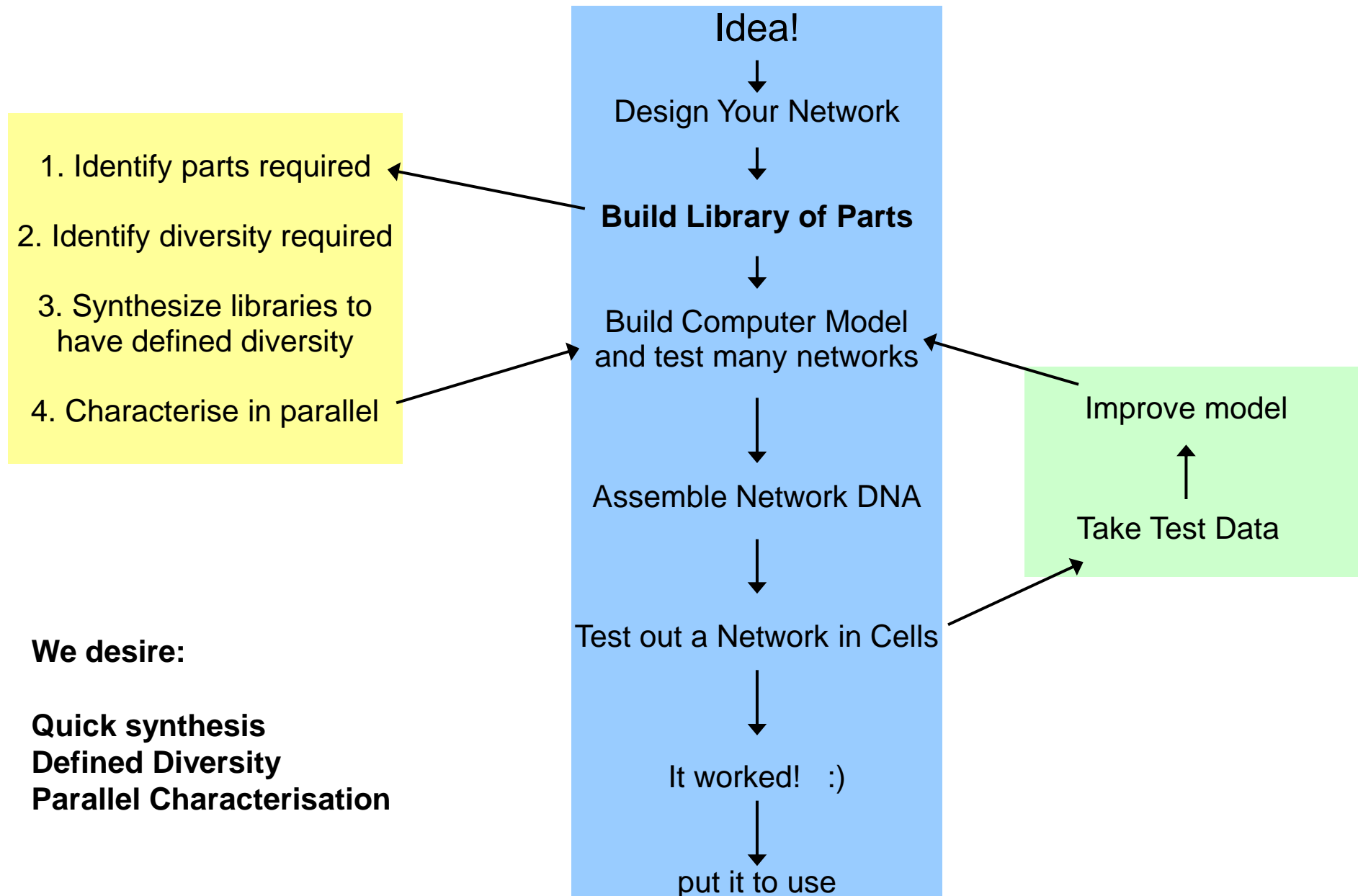
# Rational use of diversity – Make libraries of new parts

*E. coli* Ribosome binding sites

$$4^{10} = 1,048,576$$



# A new gene network engineering cycle



# **The idea... to bypass debugging**

**1. Make libraries of parts using diversity \***

**2. Make models of intended networks**

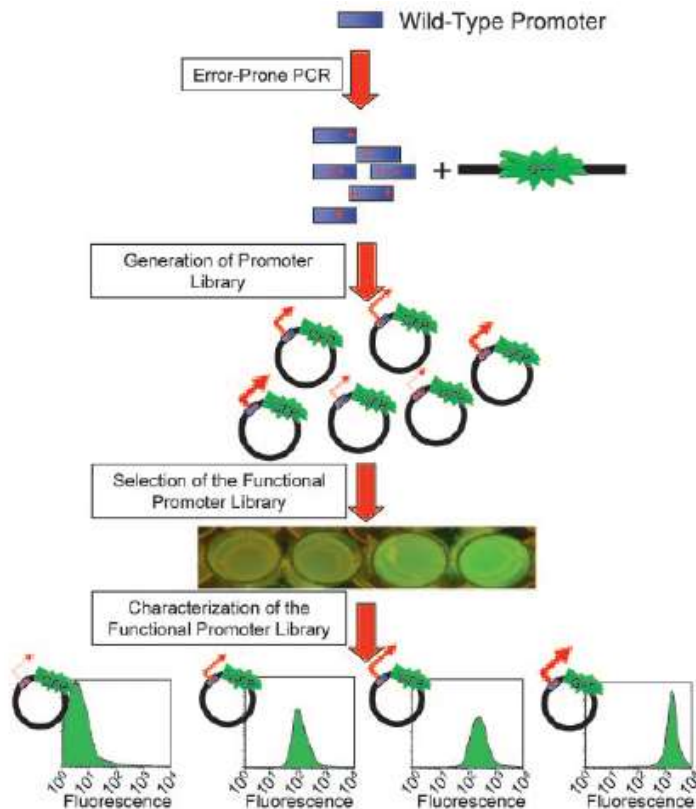
**3. Input library data into models**

**Models act as a guide - selecting the best library parts  
for the output function needed**

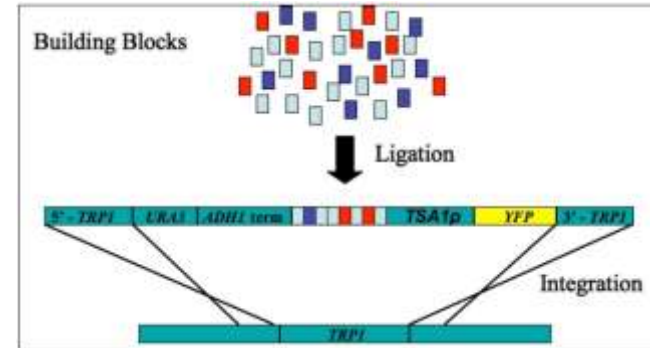
\* should be characterizing parts anyway, so no big deal



# Library Synthesis Techniques - Promoters



## By Mutation: Alper & Stephanopolous



## By DNA shuffling: Elowitz/Cohen

[illegible]

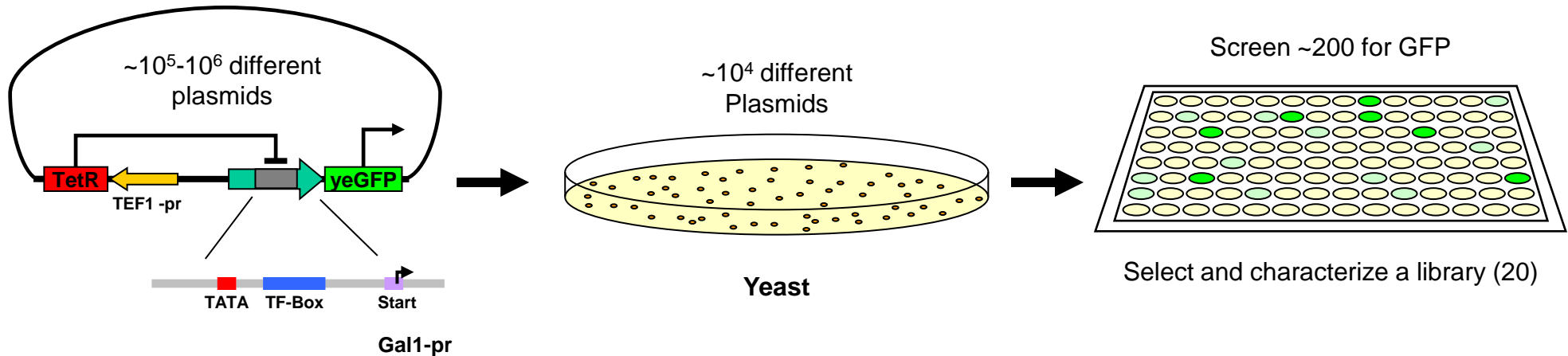
**By Synthesis:  
Jensen & Hammer**

# Promoter Library Construction

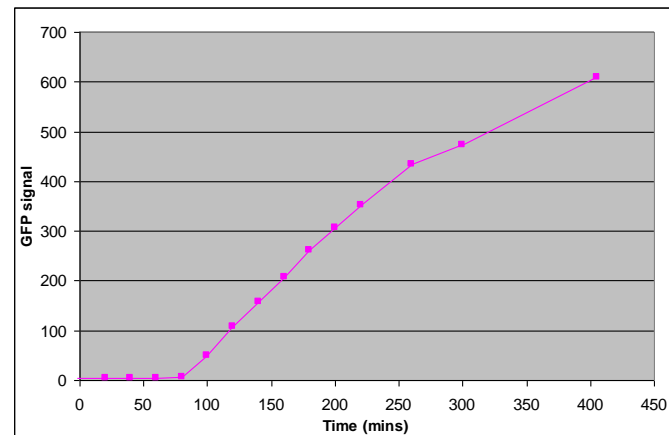
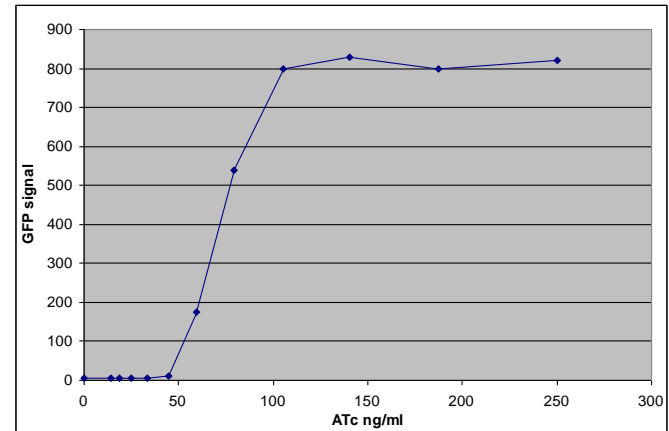
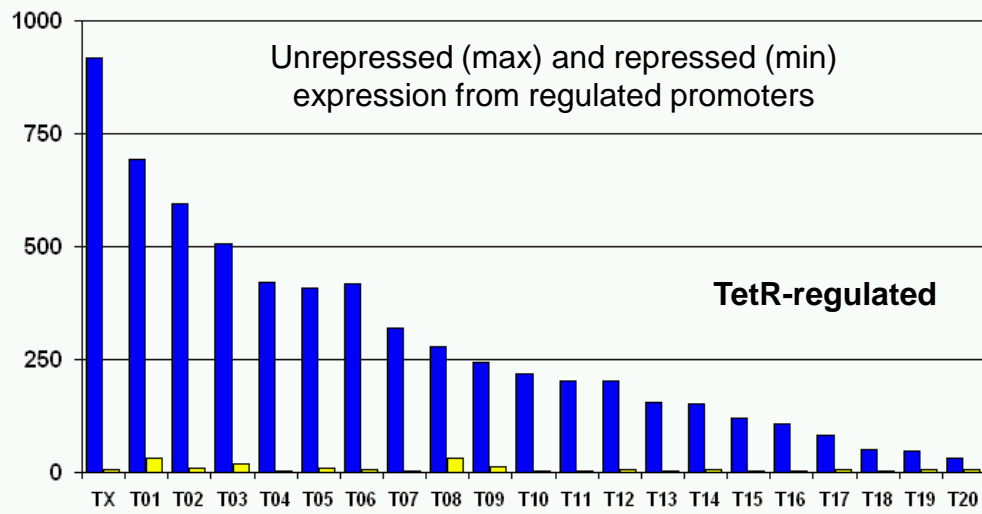
Made using oligos  
Include regulation sites  
Uses *de novo* design

5'-PstI---(N)<sub>35</sub>---TATA---(N)<sub>11</sub>---*tetO*<sub>2</sub>-(N)<sub>2</sub>-*tetO*<sub>2</sub>- 3'

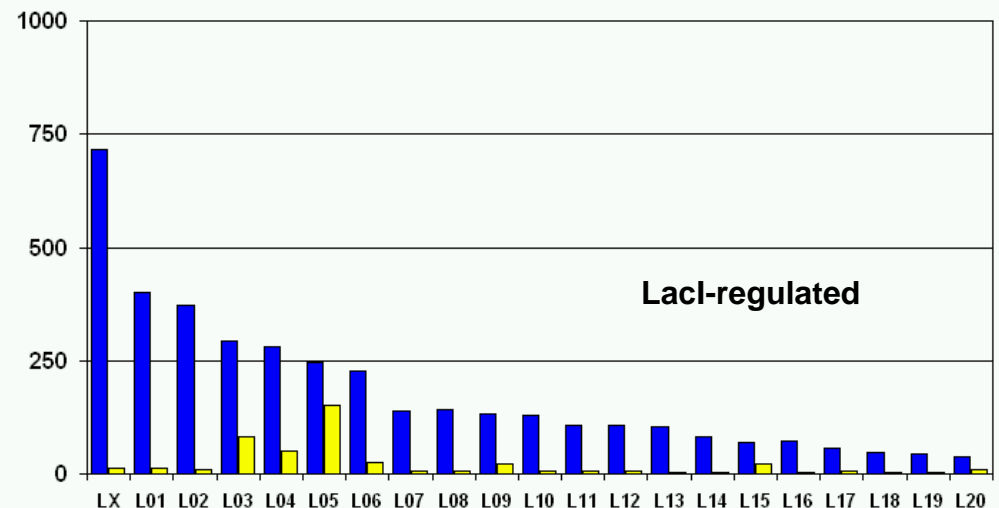
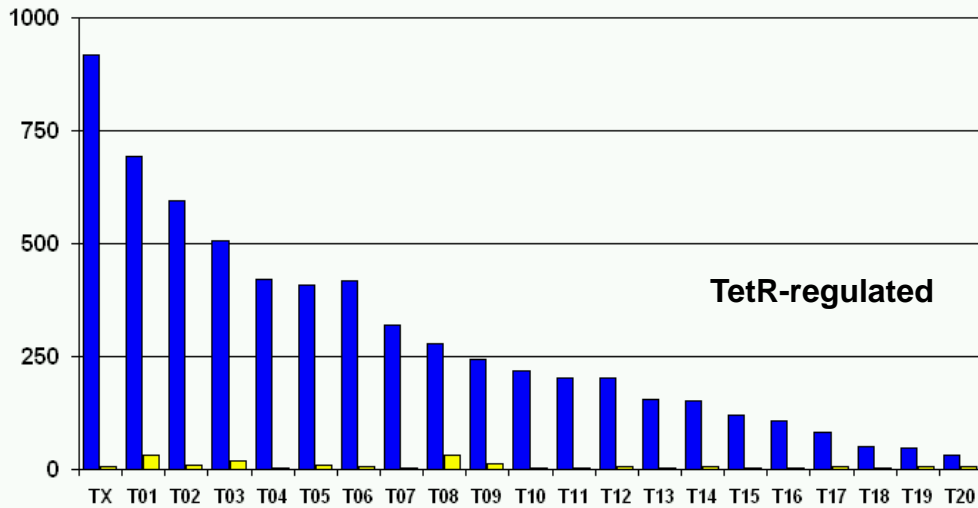
Characterise in parallel



## Regulated Promoter Libraries

[illegible]

# Regulated Promoter Library Characterisation



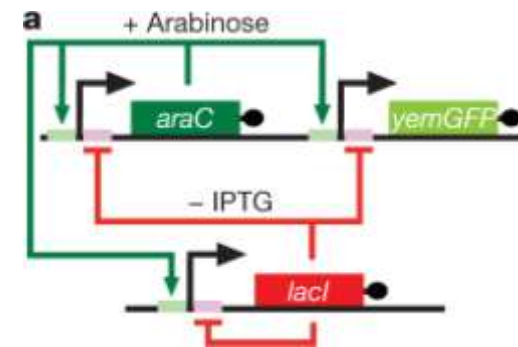
**TetR-regulated promoters**

Promoter	Max Output	error	Min Output	error
TX	918.00	33.83	7.46	0.46
T01	694.23	19.89	32.79	2.58
T02	595.79	17.07	8.38	0.50
T03	506.31	27.48	20.22	2.16
T04	421.78	5.83	3.26	0.16
T05	408.04	22.91	9.87	0.41
T06	418.60	16.63	6.46	1.68
T07	319.66	13.41	3.04	0.15
T08	277.75	12.94	30.88	1.75
T09	244.21	11.79	11.34	0.62
T10	216.99	7.34	3.27	0.18
T11	203.14	6.90	3.41	0.18
T12	201.76	3.75	7.08	0.53
T13	154.46	12.15	4.01	0.23
T14	151.03	10.36	6.42	0.19
T15	118.93	5.85	4.62	0.19
T16	108.22	3.40	3.71	0.13
T17	81.70	3.39	5.91	0.27
T18	51.75	3.27	3.26	0.25
T19	48.29	1.10	5.13	0.89
T20	30.69	0.40	6.95	0.45
TEF1	287.38	14.38		

**LacI-regulated promoters**

Promoter	Max Output	error	Min Output	error
LX	717.38	21.06	13.06	0.77
L01	399.90	25.02	11.11	0.60
L02	372.59	16.87	9.71	0.11
L03	292.11	11.60	83.05	1.09
L04	282.01	13.61	50.55	1.92
L05	246.73	6.42	151.75	2.77
L06	228.45	15.37	23.79	0.31
L07	139.99	8.43	5.40	0.35
L08	141.86	6.23	7.67	0.35
L09	134.04	9.73	23.54	1.55
L10	129.13	8.04	4.96	0.30
L11	108.27	4.18	5.74	0.45
L12	107.35	4.73	5.07	0.36
L13	103.58	9.54	4.37	0.29
L14	82.32	1.50	4.15	0.23
L15	70.91	4.42	20.83	0.96
L16	72.03	3.05	4.28	0.23
L17	56.97	1.77	5.15	0.36
L18	47.16	1.33	3.91	0.28
L19	44.10	2.25	4.25	0.20
L20	37.08	2.12	9.41	0.69

**Range of  $S_{\min}$  and  $S_{\max}$   
= range of input and output**

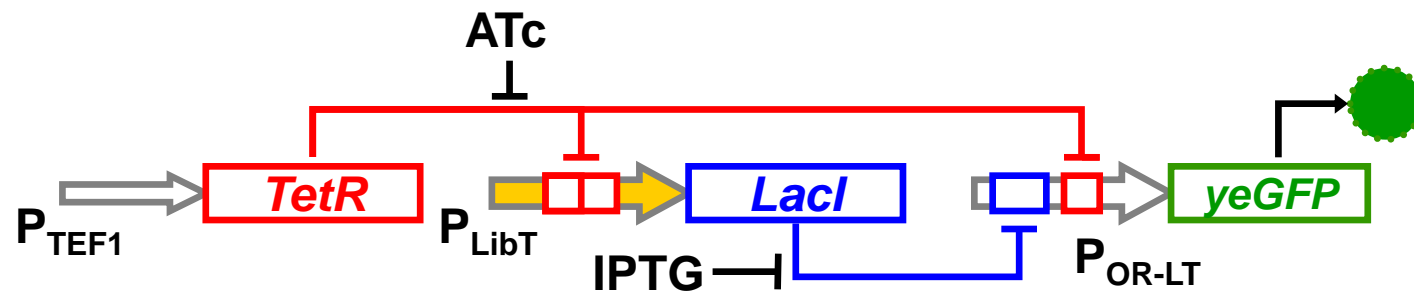




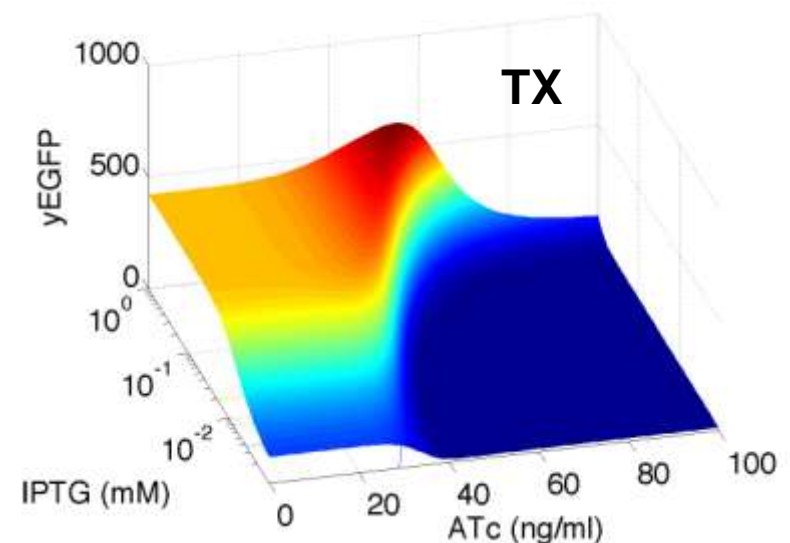
# Giving it a go - What can we try that is interesting?

Negative feed-forward loop motif: robust, non-linear

Modeling type: prediction ahead of assembly

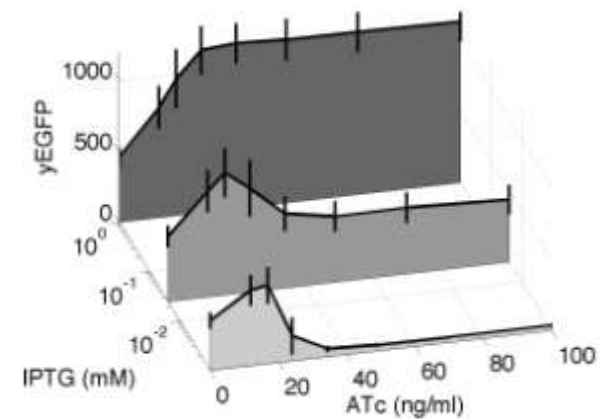
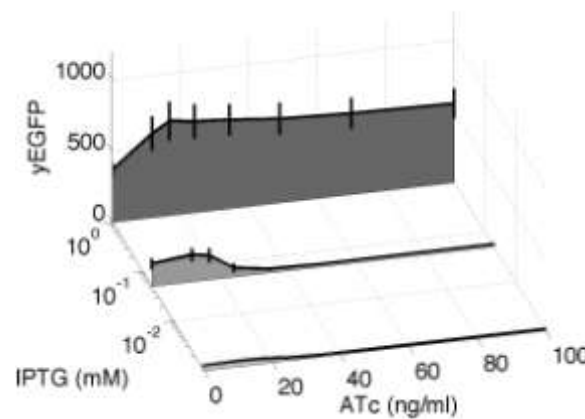
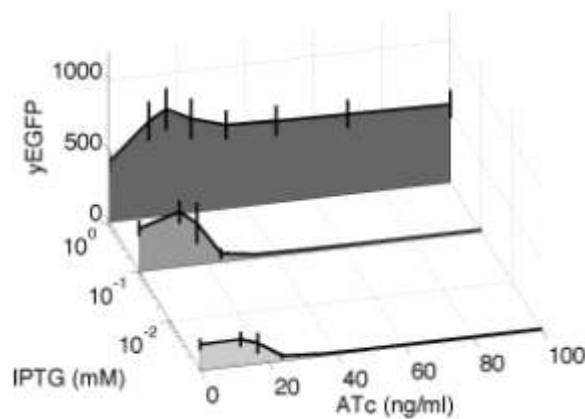
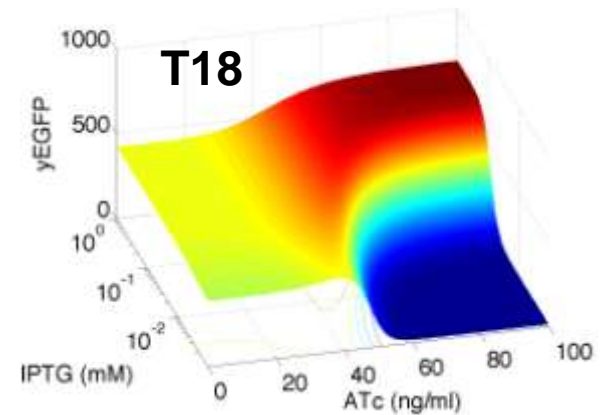
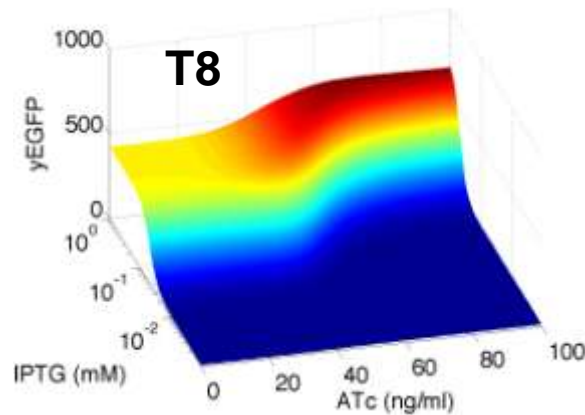
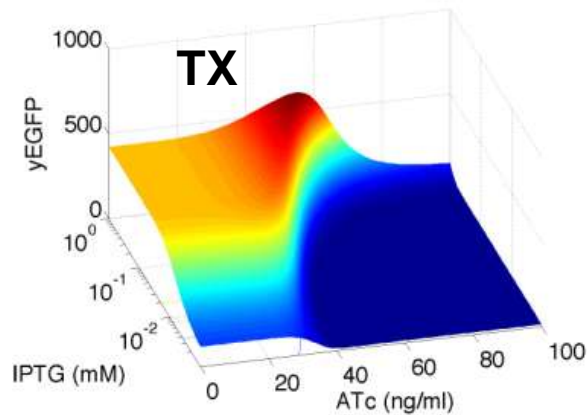
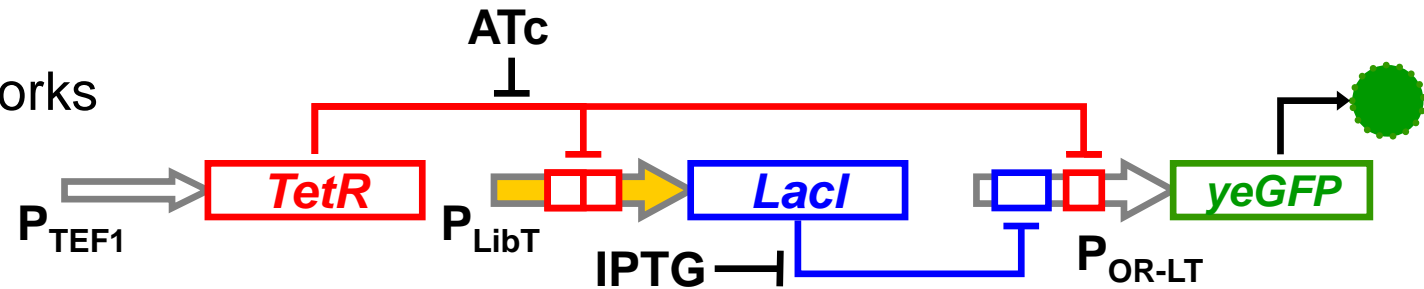


**1 library = 21 networks**



# Feed-Forward Loop Network

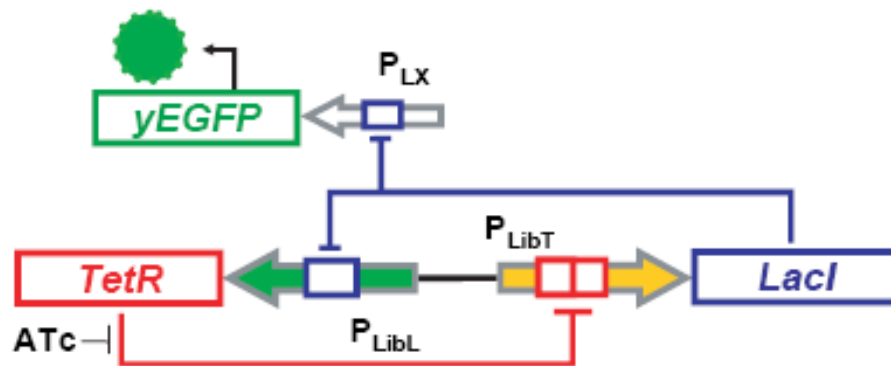
Assemble example networks  
single-copy  
genome-integrated



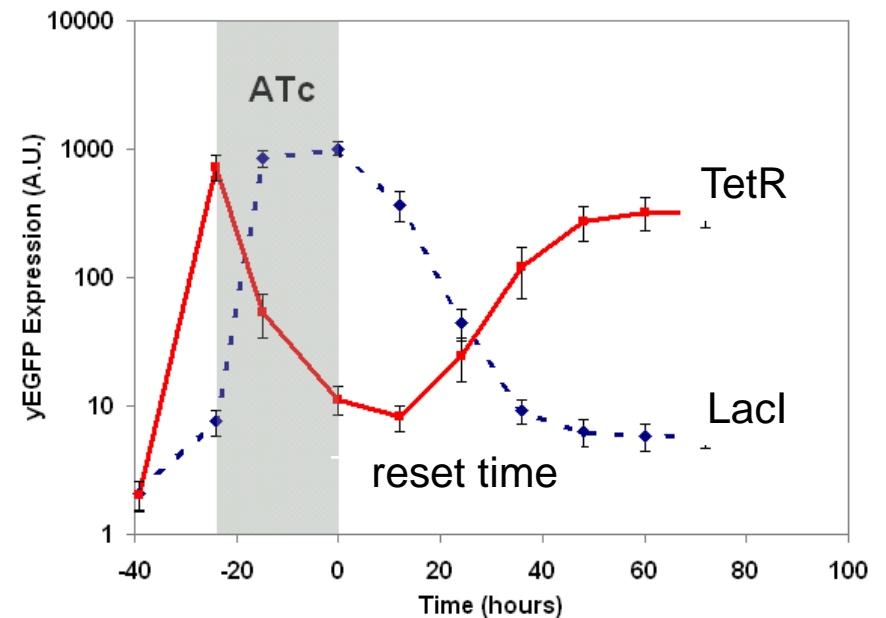
# More complex case – Toggle ‘Timers’

Monostable toggles that act as programmable ‘timers’  
unbalanced mutual repression

Modeling type: predictions based on single example

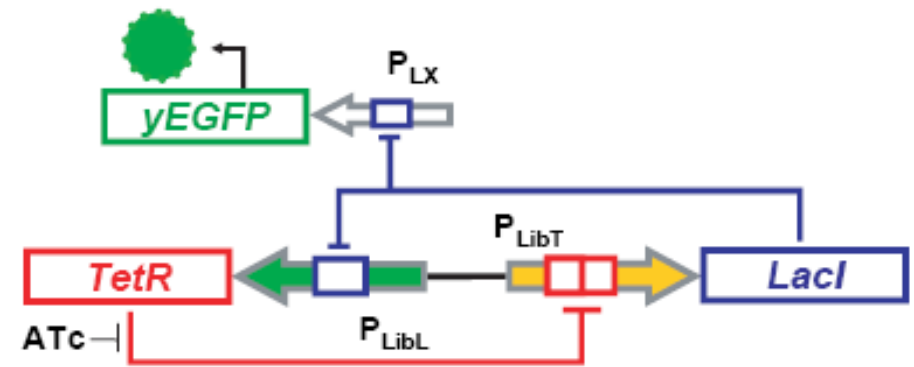


**2 libraries = 441 networks**

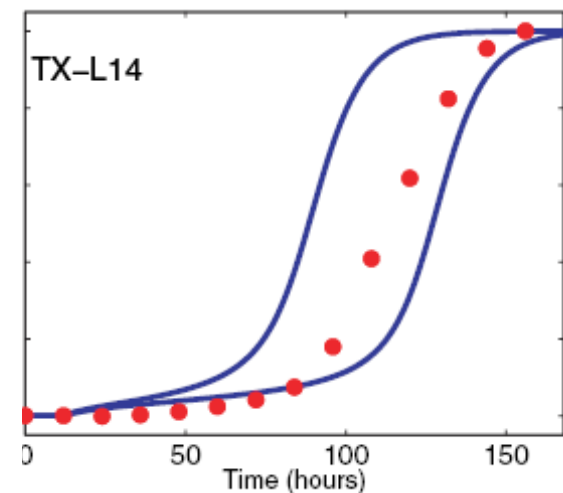
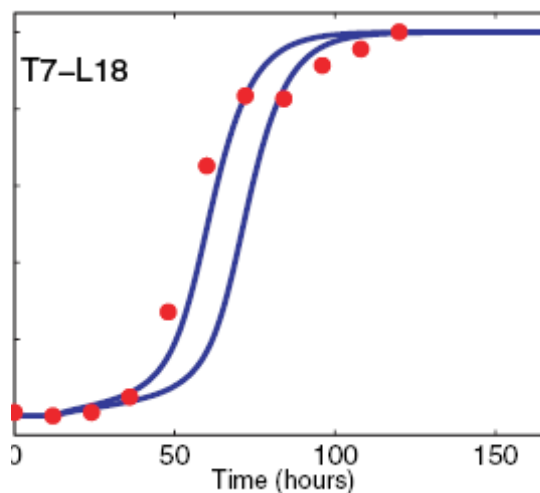
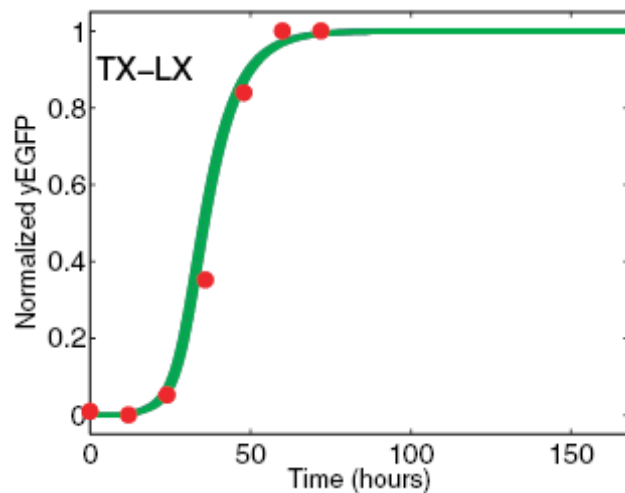
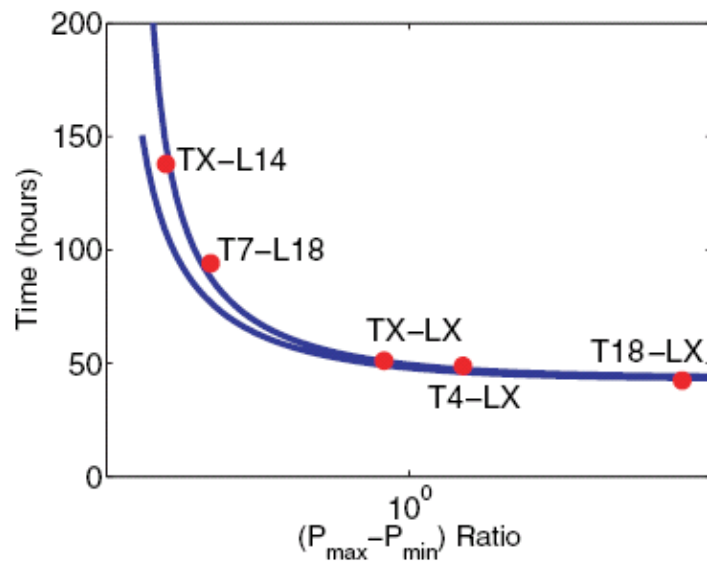


# Toggle 'Timers'

Toggle reset times can be extrapolated from promoter properties




Predicted relationship from computational model + one experimental test





# Applying the network – a phenotype more interesting than GFP

Yeast flocculation: high expression of Flo1 = cell sedimentation



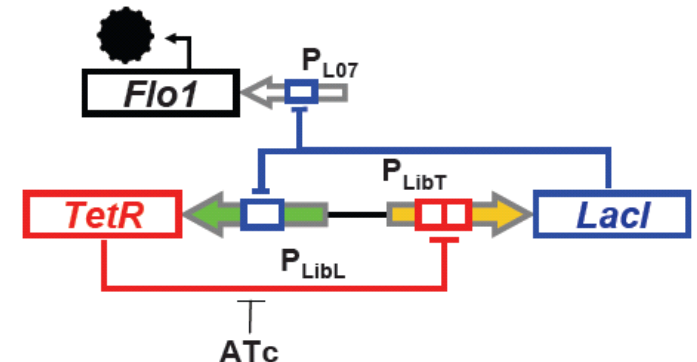
Why would this be of use?

Beer, wine, waste... and now biofuels

Advantages of the system – controlled, predictable

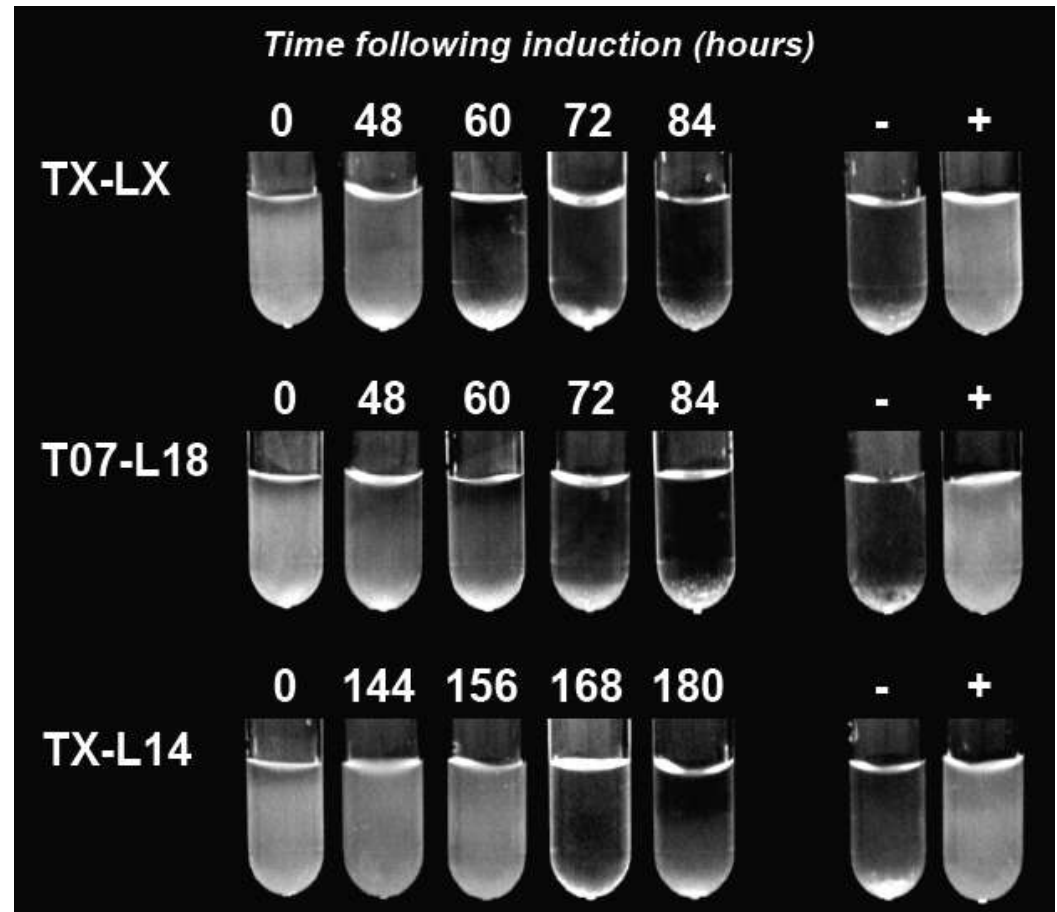
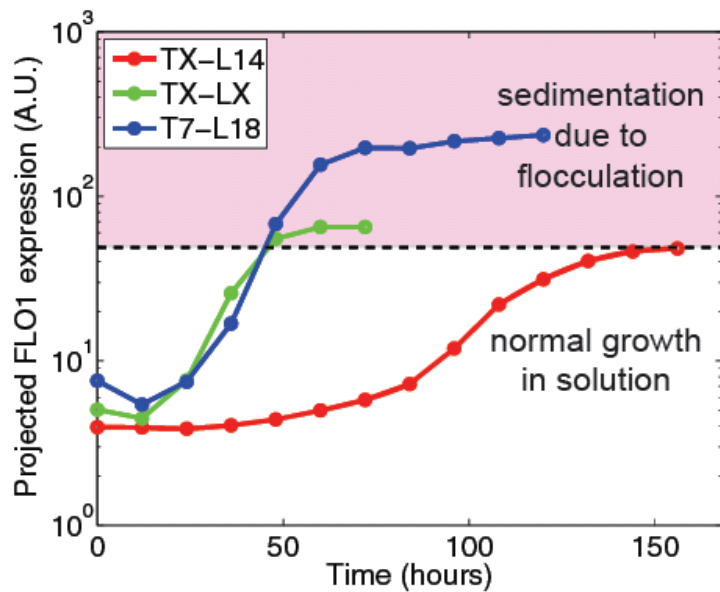
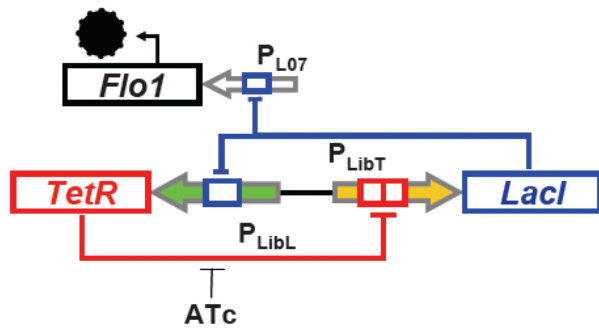
Flo1 can be direct replacement for GFP

Sedimentation is a threshold event



# Yeast Flocculation Control

>16000 networks possible



## Diversity-based, model-guided construction of synthetic gene networks with predicted functions

Tom Ellis<sup>1,2</sup>, Xiao Wang<sup>1,2</sup> & James J Collins<sup>1</sup>

Engineering artificial gene networks from modular components is a major goal of synthetic biology. However, the construction of gene networks with predictable functions remains hampered by a lack of suitable components and the fact that assembled networks often require extensive, iterative retrofitting to work as intended. Here we present an approach that couples libraries of diversified components (synthesized with randomized nonessential sequence) with *in silico* modeling to guide predictable gene network construction without the need for *post hoc* tweaking. We demonstrate our approach in *Saccharomyces cerevisiae* by synthesizing regulatory promoter libraries and using them to construct feed-forward loop networks with different predicted input-output characteristics. We then expand our method to produce a synthetic gene network acting as a predictable timer.

Technology  
PUBLISHED BY MIT  
Review

Videos | Blogs | Community | Magazine | MIT News | Newsletters | Events | Resources  
HOME COMPUTING WEB COMMUNICATIONS ENERGY MATERIALS BIOMEDICINE

[1] 2 Next >

Wednesday, April 22, 2009

### Brewing with Synthetic Biology

A new approach offers a more efficient way to design biological "circuits."

By Courtney Humphries

Audio > Share > Favorite Print E-mail



Synthetic biology rests on the hope that biological "parts" like DNA and proteins can be engineered and assembled just like a machine or computer circuit, but the field still has some way to go before this is the case. As much as

Publications A-Z index Browse by subject

Subscribe Register

nature.com  
The world's best science and medicine on your desktop

21 April 2009



Image: Punchstock

### Biotechnology: A better engineered beer

Diversity-based, model-guided construction of synthetic gene networks with predicted functions.

#### Latest news

- US environment agency declares greenhouse gases a threat
- NIH announces draft stem-cell guidelines
- Australia launches carbon capture institute

naturenews >

Nature journal

nature

NANOTUBES UNZIPPED

Contents 16 April 09

Podcasts Videos

ratebeer

Home Sign Up

People Ratings Events Places

Forums > Beer / Site News | Beer Talk | Homebrew | Beer Trade | Beer Travel | Food/Beer | Europe/Down Under | Industry | OT - Life | OT - Medium | OT - Dark

### Brewing with Synthetic Biology

read 81 times | 1 replies | posted 4/23/2009 12:13:18 AM

Reply



<http://www.technologyreview.com/biomedicine/22528/>

"Researchers at Boston University have developed a way to predict the behavior of different DNA segments and make synthetic biology a little bit more reliable. James Collins and colleagues have built libraries of component parts and a mathematical modeling system to help them predict the behavior of parts of a gene network. Like any self-respected bunch of grad students, they decided to demonstrate the approach by making beer. They engineered gene promoters to control when flocculation occurs in brewers yeast, which allowed them to finely control the flavor of the resulting beer."

Yes, I got this from Slashdot.

Reply

Private message

BUBBA  
"the love sponger"

Home News Store Forum Blog Media Show

Brewing with Synthetic Biology

April 23rd, 2009 by Jobba

Synthetic biology rests on the hope that biological "parts" like DNA and proteins can be engineered and assembled just like a machine or computer circuit, but the field still

"While we may not fully understand the terminology and the processes involved, we do know that Collins has used the technology to brew beer. Really good beer."

"We love the idea of this RoboBeer, but they'd better not start toying around with PBR."

Sunrise Post, 26-4-09

# Advantages

1. Fast
2. Predictive / Rational
3. Desired output levels
4. Fine-tuning of response
5. Parallel characterisation
6. Exponential
7. Provides parts for community

If every iGEM team made 1 new biobrick by this method...  
>2000 new parts?

Regulation		RNA Polymerase					
		Prokaryotic			Bacteriophage		Eukaryotic
		<i>E. coli</i>	<i>B. subtilis</i>	Miscellaneous prokaryotic	T7	SP6	Yeast Miscellaneous eukaryotic
Positive	+	53	1	6	-	-	14 5
Constitutive(?)	0	63	5	2	12	1	10 2
Negative(?)	-	89	1	-	6	-	3 7
Multiple	+/-	111	-	1	-	-	5 4

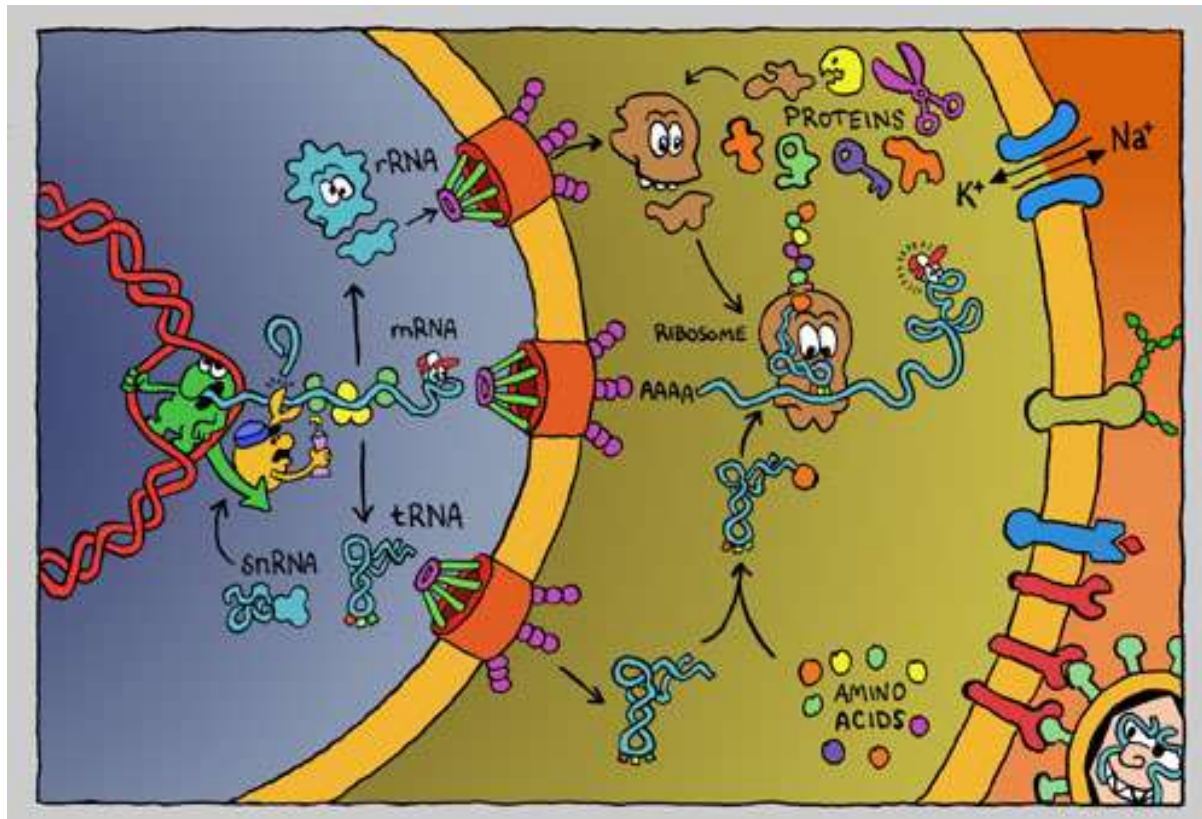


# Beyond Yeast Regulatory Promoters...

Bacterial, mammalian regulatory promoters

Libraries of other parts:

... RBS, Terminators, RNA UTRs, Codon usage, Peptide tags, Modular Proteins



# Working on now...

## Mammalian promoter library

## Single site integration

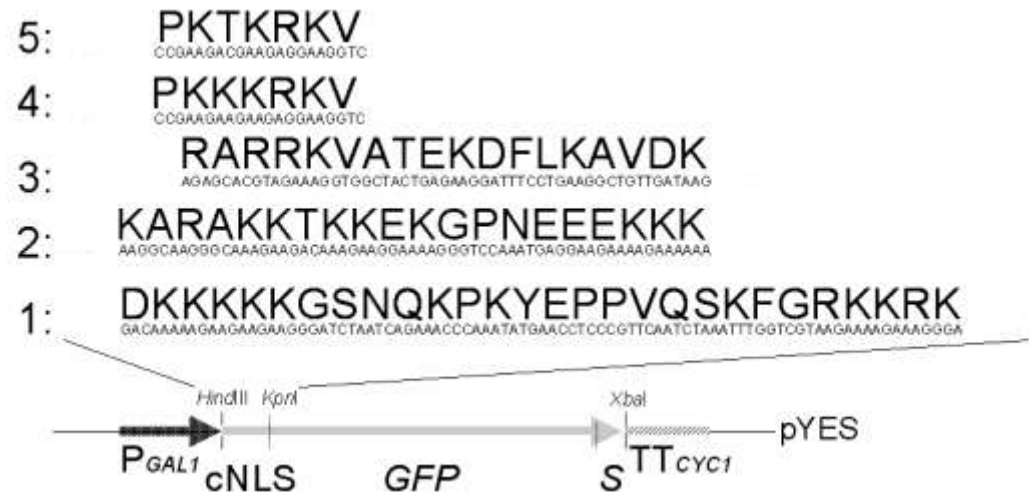
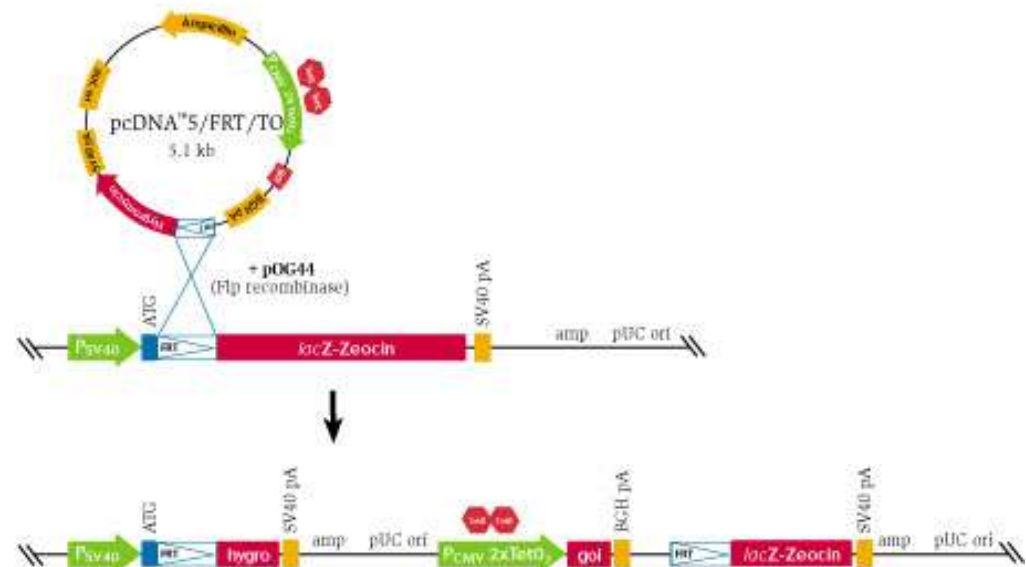
## Flow cytometric sorting

## Peptide tags in mammalian systems

## Nuclear Localization Sequence

## Splicing regulation

Figure 1 - Integration of the Flp-In™ T-REx™ vector



## Where could this lead?

Scaled-up libraries

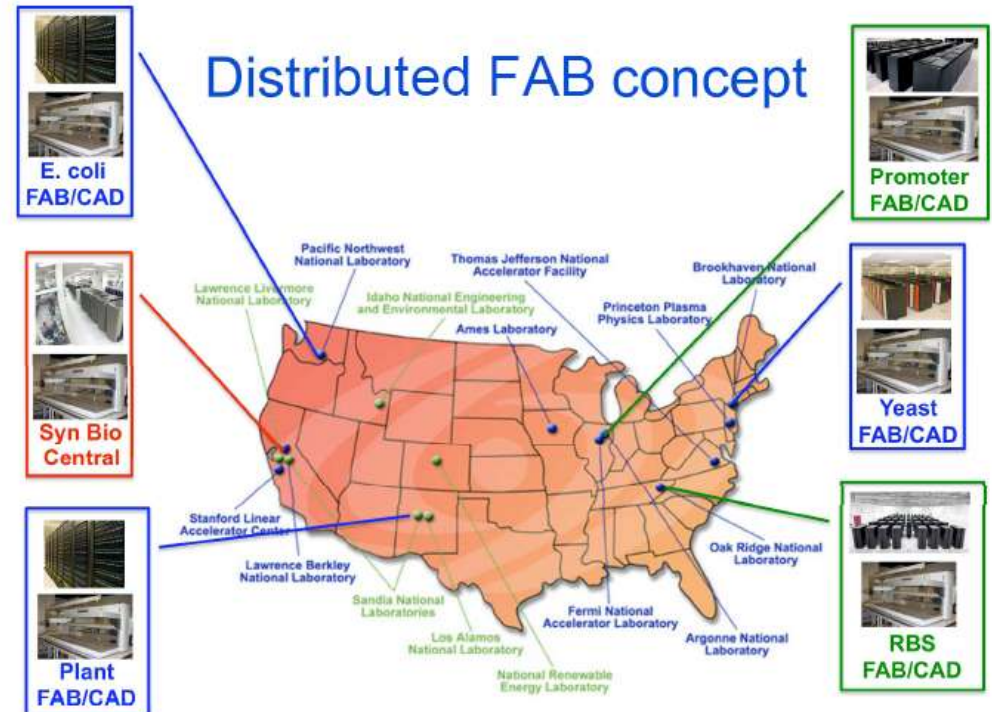
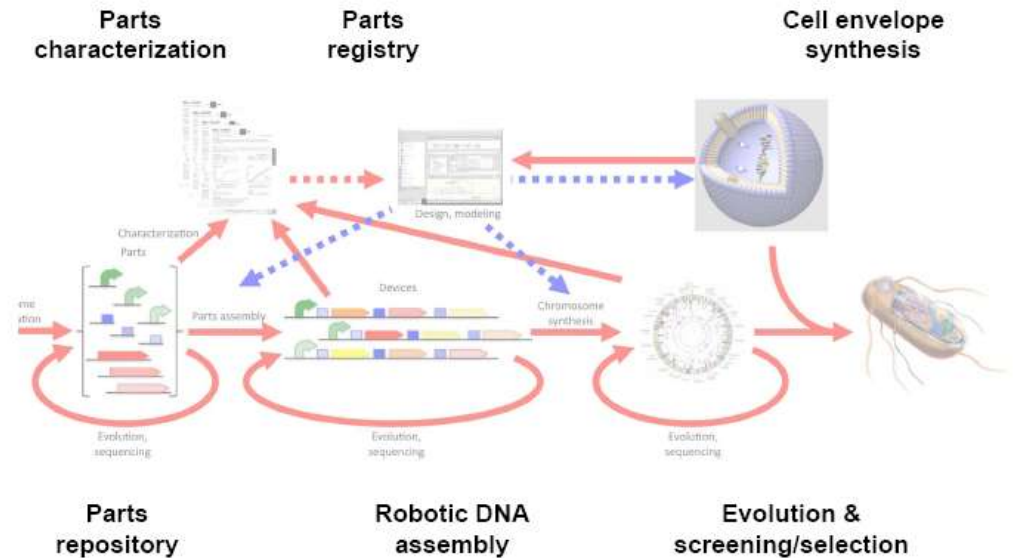
Degenerate DNA synthesis

High-throughput screening

Implementable in a BioFAB



## Components of a BioFAB

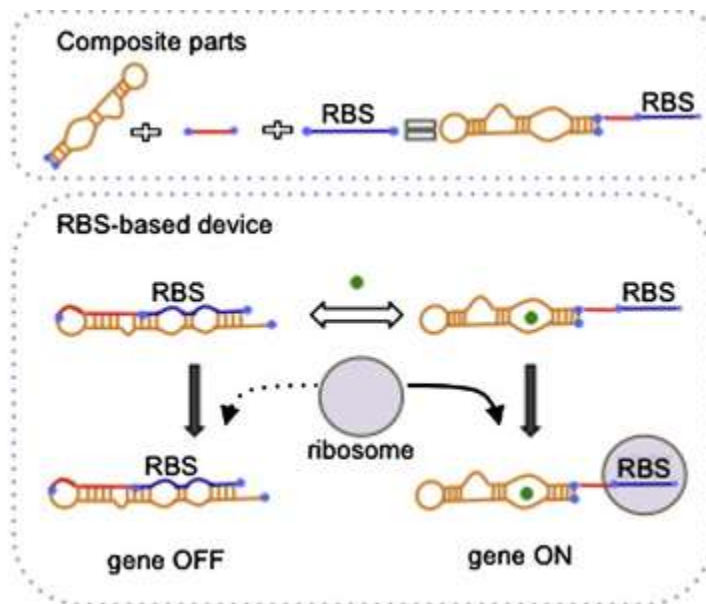


# Synthesis of new parts

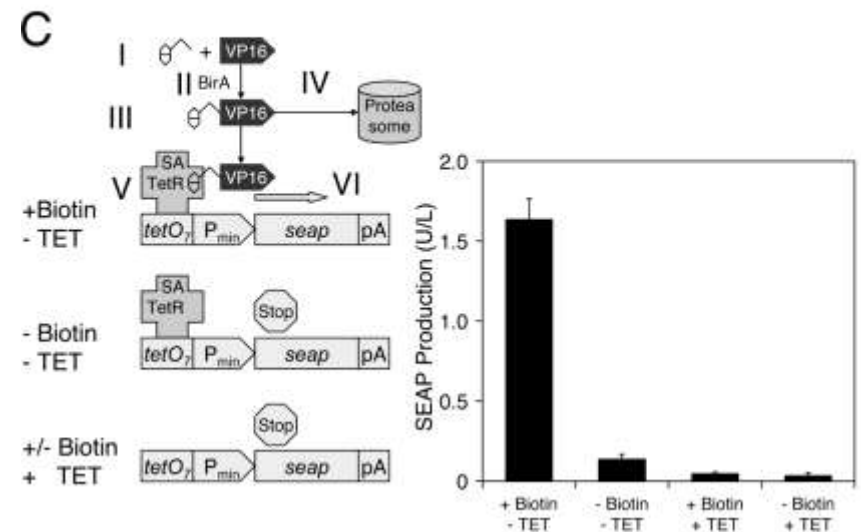
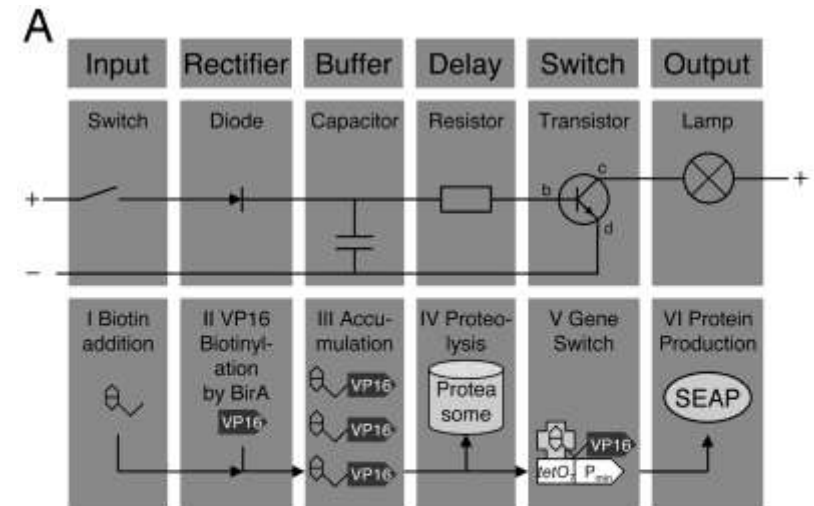
Hybrid / *de novo* part design

Modular motifs  
Stepwise changes

Start from chassis part



Smolke  
lab



Fussenegger lab



# Tom Ellis      Techniques, Construction and Implementation of Gene Networks

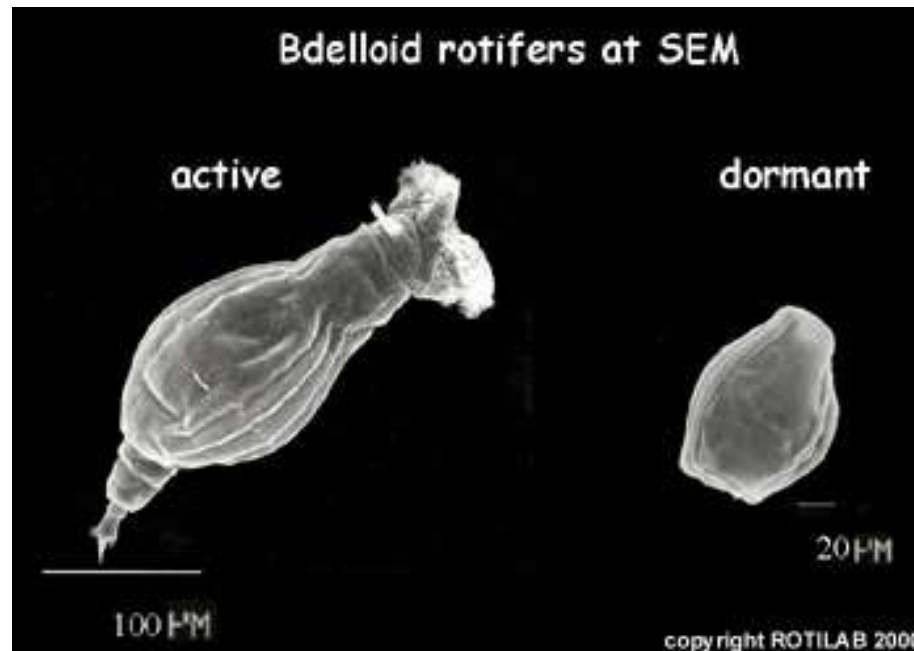
now at **University of Cambridge**, Dept of Biotechnology and Chemical Eng.

Mammalian cell synthetic biology

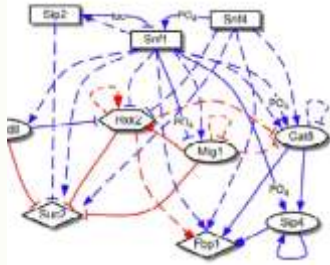
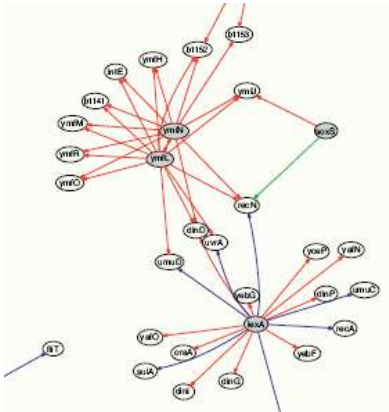
Engineer dry-life tolerance into cells

genetic, metabolic and protein engineering

And other ideas...



systems biology

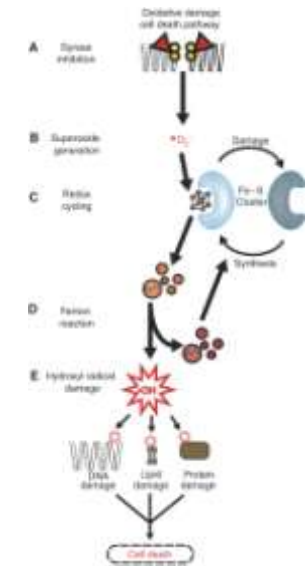
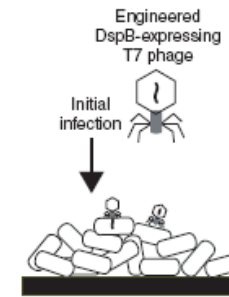


beer



aging bioenergy mammalian disease

antibiotics



vibrating  
insoles

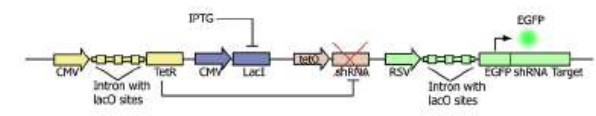
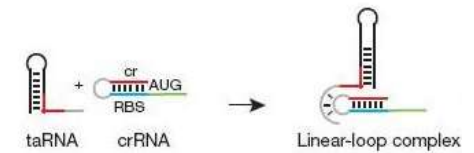
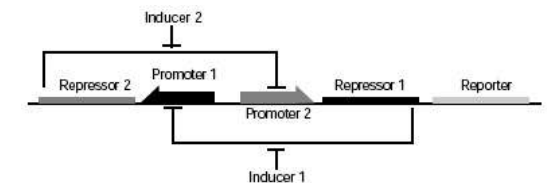


**Collins Lab**  
Boston University

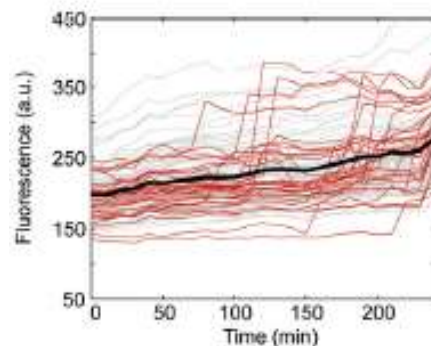
**Xiao Wang – Matlab**  
**Henry Lee – Ideas**

**Peter R Jensen, Biocentrum DTU**  
**Kevin Verstrepen, KU Leuven**

synthetic biology



noise



modeling

